



Impact-Resistant Windows and Doors



STORMARMOR™

impact-resistant package

Repels in the harshest conditions

Once a home's windows are breached, internal pressure can build up, blowing off the roof and leveling the entire structure. Designed to protect your home from the devastation caused by severe storms, our StormArmor impact-resistant package helps keep wind, debris, and most water out of your home without the need for secondary shutters or plywood.

StormArmor-enhanced products are tested for use in hurricane-prone states—including most regions in Florida—where stringent codes require high levels of performance. These products have passed tests at an AAMA-certified testing lab, standing up to rigid requirements for impact-resistance. After being struck by an eight-foot long, nine pound 2x4 at close proximity, the weather barrier remained in place with no breaches. With StormArmor, you get high-performance protection that doesn't sacrifice style. We back our windows with a warranty that provides 10 years of protection on most parts, frame material, and insulated glass panels. Refer to our written warranty for details.

IMPACT-RESISTANT PRODUCT ENHANCEMENTS



Laminated glass draws strength from a poly material sandwiched between two panes of glass. It's clear so it doesn't impede your view, but it adds power to the glass.



Preserve film is kept on your windows throughout the installation, distribution, and manufacturing processes to provide protection from dust, debris, and scratches.



LoE³-366 glass is standard on StormArmor-enhanced products. It provides year-round comfort by delivering an ideal balance of solar control and clarity.



LoE³-340 glass is optional on StormArmor-enhanced products. It greatly reduces solar heat gain and controls glare without the use of a room-darkening tint.

1620

SINGLE-HUNG

NEW



WARM-EDGE
SPACER SYSTEM

HIGH

PERFORMANCE



IMPACT
RESISTANT


*Welded multi-chamber
mainframe design*

*Metal reinforcement
in sash*

*Dual-pane
laminated glass*

*3 1/4"
frame depth*

True-sloping sill



Higher Standards Through Rigorous Testing

Following stringent protocol





Nothing is left to chance

Our state-of-the art facilities, one-of-a-kind quality management program, and robust in-house test walls help **ensure we meet and often exceed industry standards**. In fact, our test wall in Pennsylvania is one of the most extensive in the industry, allowing us to conduct comprehensive tests where we can rapidly analyze and refine our products.

IMPACT-RESISTANT TESTING


To perform in areas where the basic wind speed reaches up to 140 mph, our **impact-resistant windows and doors** require even more **stringent testing than our other vinyl and aluminum products**. Every StormArmor-enhanced product exceeds the standards set forth in the ASTM E1996 test method. To comply with ASTM E1996, three samples must pass the testing procedures.

ASTM E1996 impact-resistant testing includes:

- Firing an eight-foot, nine-pound 2x4 from a cannon into the window
- Positive and negative pressure cycling at 20-100% of the product's design pressure
- 9,000 pressure cycles (4,500 positive and 4,500 negative)

ADDITIONAL TESTING

Our engineering team also conducts several **additional tests that go beyond what's required** for American Architectural Manufacturers Association (AAMA) and National Fenestration Rating Council (NFRC) certifications, including sealant, vinyl impact, cold-weather performance, and more. The result is a superior product that you'll enjoy for years to come.



STRUCTURAL
INTEGRITY



FORCED ENTRY
RESISTANCE




CORNER WELD
STRENGTH



ACCELERATED
WEATHERING




DEGLAZING
RESISTANCE



COMPONENT
COMPATIBILITY



WATER
PENETRATION



AIR
INFILTRATION



ARGON GAS
RETENTION

NEW
1620

SINGLE-HUNG




1620 Vinyl Single-Hung Window

*3 1/4" frame
depth*

*Dual-opposing
locks*

*Dual-pane
laminated
insulated glass*

*Preserve film
on glass*



The stylish and efficient 1620 window features beveled sash, insulated dual-pane glass, heavy-duty weatherstripping, and is the first window in our 1600 Series to offer operating archtop configurations. The 1620 is DP-50 rated, making it the ideal single-hung window for new construction and replacement projects in any location, especially storm-prone regions.

HIGH
PERFORMANCE



WARM-EDGE
SPACER SYSTEM



OPERATIONAL
ARCHTOP



1630

SINGLE-SLIDER

NEW

1630 Vinyl Single-Slider Window

The DP-50 rated 1630 vinyl single-slider offers superior styling and handcrafted quality with two- and three-lite configurations available for both new construction and replacement projects in storm-prone coastal areas. Featuring beveled exterior edges and an integral pull rail, the 1630's slim profile offers a large viewing area with clean, continuous lines and an unobstructed outlook.

*3 ¼" frame
depth*

*Dual-opposing
locks*

*Dual-pane
laminated
insulated glass*

*Preserve film
on glass*



HIGH
PERFORMANCE



WARM-EDGE
SPACER SYSTEM

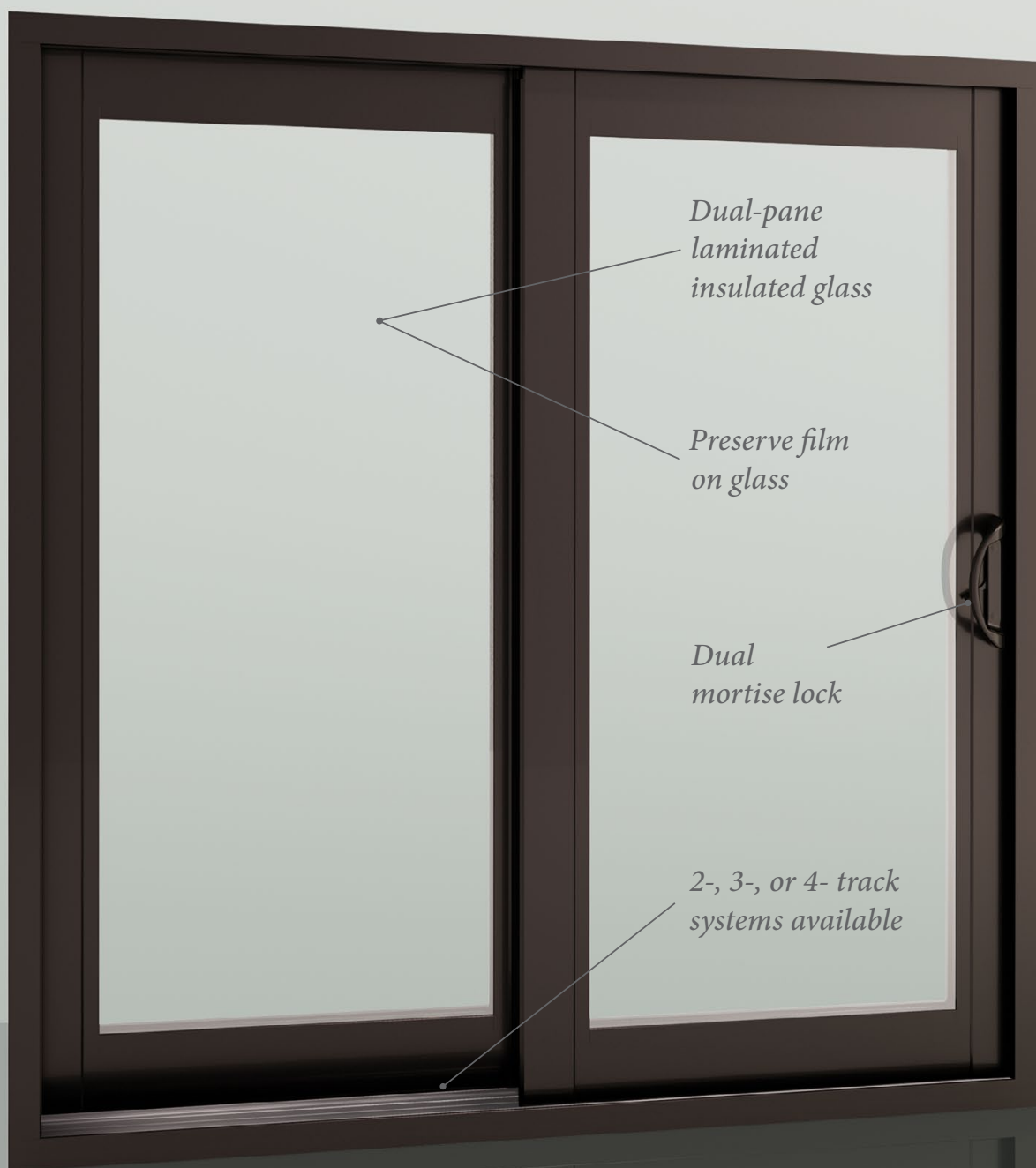


100 Series Aluminum Sliding Glass Doors



Featuring an advanced roller system that results in smooth operation, the 100 Series sliding glass door allows homeowners to effortlessly blend interior and exterior spaces in both new construction and replacement applications. With an optional extended sill leg, this one-of-a-kind door meets DP-55 requirements.





*Dual-pane
laminated
insulated glass*

*Preserve film
on glass*

*Dual
mortise lock*


*2-, 3-, or 4- track
systems available*



Additional Impact-Resistant Products




Casement and Sliding Glass Door Complement the 1600 Series Single-Hung and Single-Slider



Our entire collection of impact-resistant products provides a breadth of options for any coastal project. With the flexibility to select from single-hungs, single-sliders, casements, fixed picture windows, and sliding glass doors crafted for remodel/replacement and new construction applications, homeowners are able to customize their home to be uniquely theirs.

Aluminum Single-Hung and Single-Slider Windows Complement 100 Series Door





HomeRite™

Windows and Doors

"THE RITE CHOICE"

Call HomeRite at 904.296.2515
today for a great quote!

4801 Executive Park Court N.
Bldg. 200, Suite 207
Jacksonville, FL 32216

> homeritejacksonville.com

